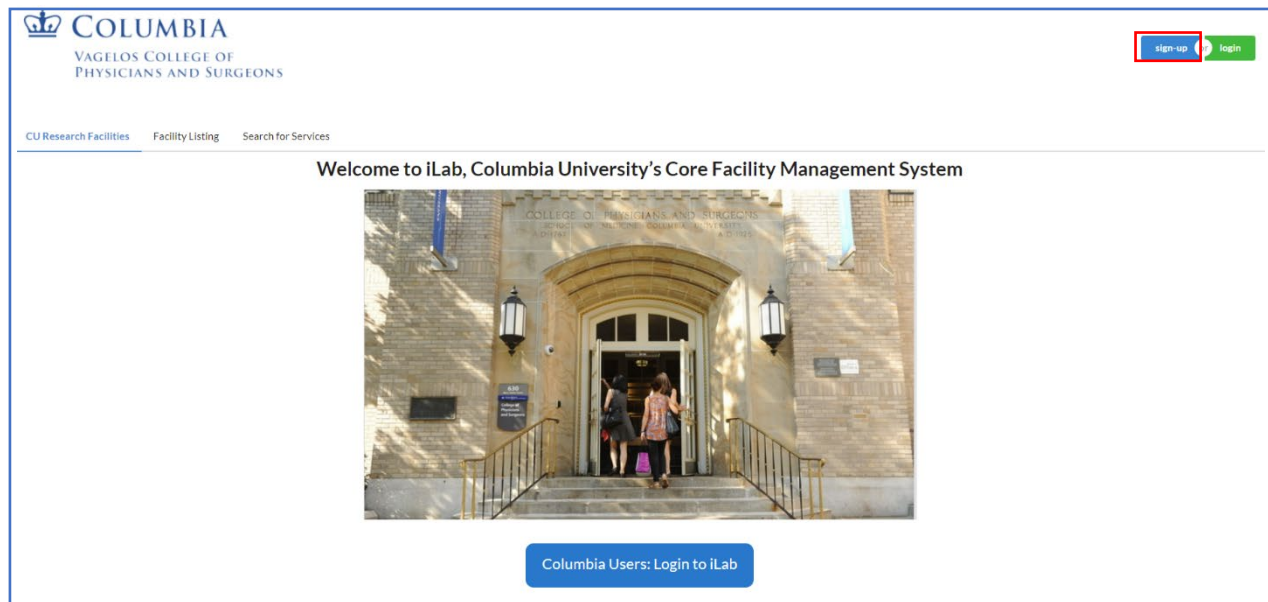


Signing Up For Internal Users Where Do I Register For An Account?*



Please go to <https://cumc.corefacilities.org> and click “Sign-Up” in the upper right corner.

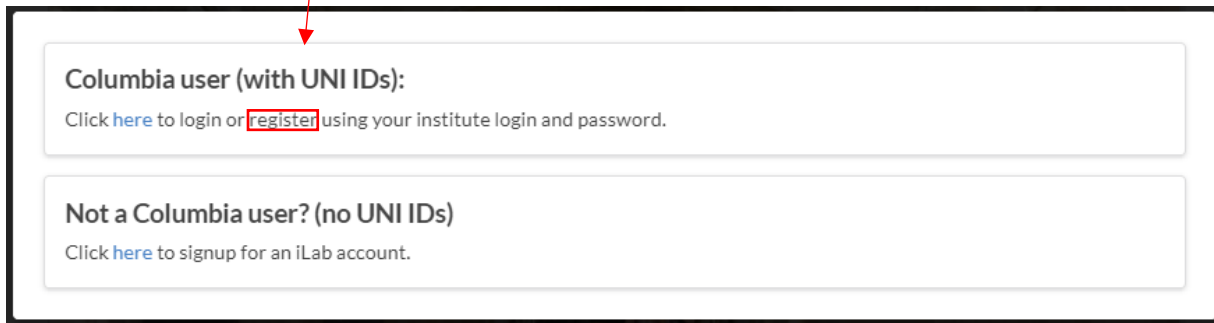
*Lab members and PIs without sponsored projects, PIs that have sponsored projects have labs automatically created for them.

PIs without sponsored projects must contact iLab-support@agilent.com

Please contact us at iLab-support@agilent.com with any questions.

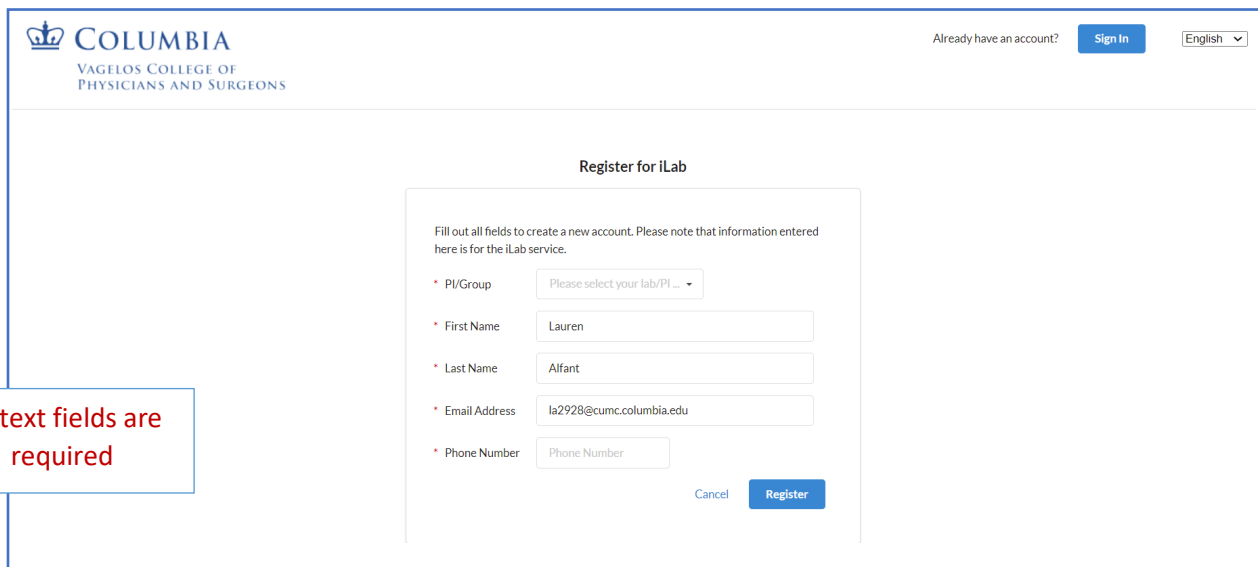
Created: 3/30/22

Select “Register” located under “Columbia User (with UNI IDs)”:



A screenshot of a user selection menu. The top section is titled "Columbia user (with UNI IDs):" and contains the text "Click [here](#) to login or **register** using your institute login and password." The word "register" is highlighted with a red box. A red arrow points from the text above to this box. The bottom section is titled "Not a Columbia user? (no UNI IDs)" and contains the text "Click [here](#) to signup for an iLab account."

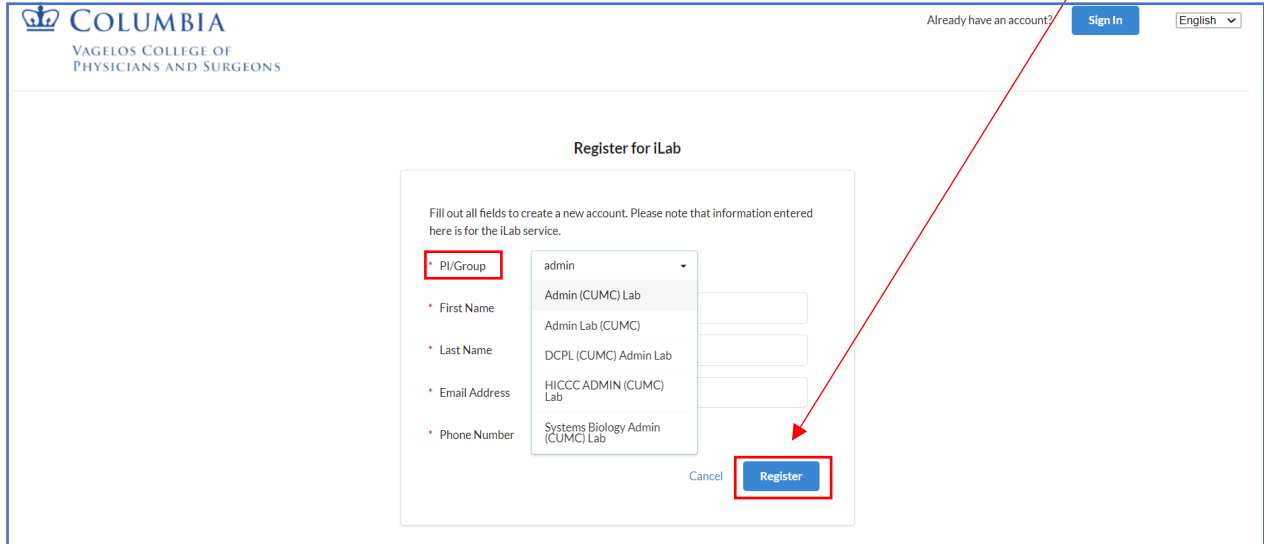
Enter all of your contact information:



A screenshot of the "Register for iLab" form. The form is titled "Register for iLab" and includes the following fields: "PI/Group" (a dropdown menu with "Please select your lab/PI ..." selected), "First Name" (text input with "Lauren"), "Last Name" (text input with "Alfant"), "Email Address" (text input with "la2928@cumc.columbia.edu"), and "Phone Number" (text input with "Phone Number"). There are "Cancel" and "Register" buttons at the bottom right. A note above the fields says "Fill out all fields to create a new account. Please note that information entered here is for the iLab service." A callout box on the left contains the text "All text fields are required".

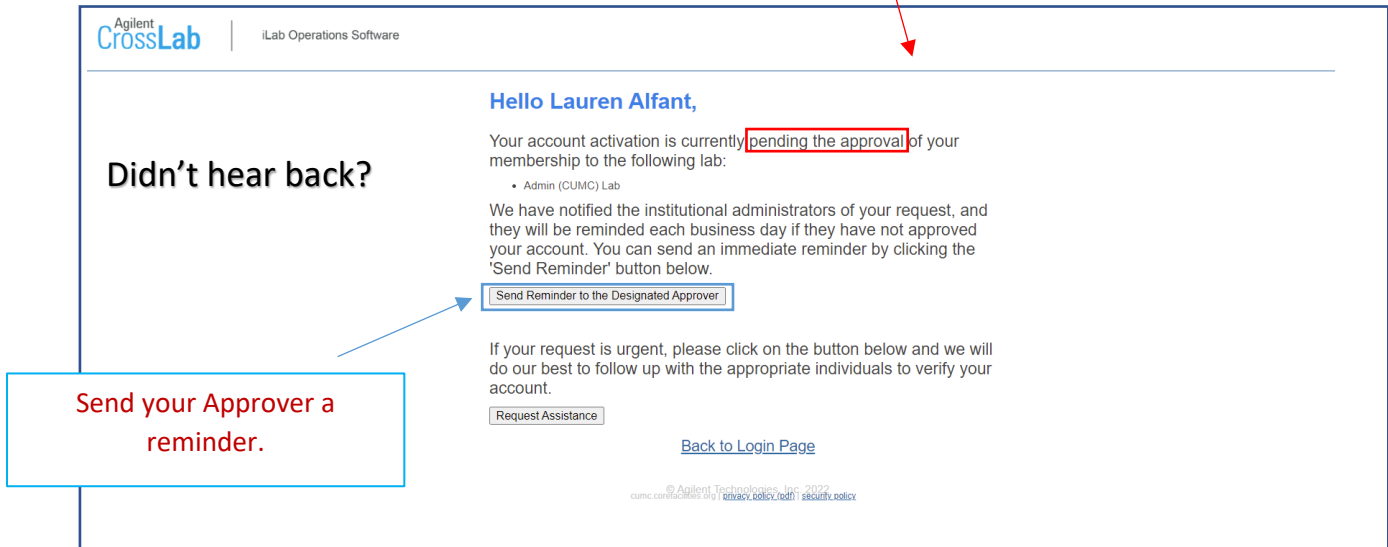
All text fields are
required

Be sure to enter in the proper PI/Group you're a part of and then click "Register".



Everything has been submitted!

Your account isn't active just yet, it is currently pending approval from your Designated Approver (Your PI/Lab Manager).



Please contact us at ilab-support@agilent.com with any questions.

Created: 3/30/22

Once you do, you receive the confirmation below.

Agilent
CrossLab | iLab Operations Software

Thank you

The lab administrators have been emailed reminding them of your request. This is the 1st email you've sent.

© Agilent Technologies, Inc. 2022
[Privacy Policy](#) | [Technical Security Measures](#) | [Acceptable Use Policy](#)